



**High School
Improvement Plan**

2007-2008

Bub McIver, Principal

Campus Advisory Committee Members

Name	Role
Bub Mclver	Principal
Ron Spears	Counselor
Angi Martin	Teacher
Ricky Karr	Teacher
Kelli Smith	Teacher
Malcom Moerbe	Teacher
Chester Marston	Teacher
Charles Tabor	Teacher
Katie Gunter	Teacher
Elias Perez	Teacher
Jacob Conner	Teacher
Jill McCall	District Level
	Parent
	Parent
	Community
	Community
	Business
	Business

Goals and Objectives

Goal 1: Olton High School will maintain and enhance student performance as measured by accountability standards

Objective 1: Student academic performance on all TAKS subjects will reach the Performance Target Goal

Objective 2: Completion Rate will meet or exceed 98% or greater

Objective 3: Student academic performance in Special Programs will reach the Performance Target Goals for all TAKS Subjects

Objective 4: To integrate technology in the curriculum in order for students to become proficient in technology in School-to- Work settings

Goal 2: Olton High School will recruit, evaluate, and retain superior personnel

Goal 3: Olton High School will maintain a system of assessing and continually monitor and improve the safety of students, faculty, and staff

Objective 1: To provide safe grounds and facilities

Objective 2: To provide training for staff to effectively implement character education with community Collaborations

Goal 4: Olton High School will maintain a variety of and increase student involvement in extracurricular activities

Objective 1: To provide opportunities for students to improve UIL literary participation and achievement

Objective 2: To provide opportunities for increased parental involvement and for business and community Members to Increase involvement in school activities

***Olton Performance Target Goals**

Grade	Subject	Actual Score TAKS 2006 (grayed). Score is obtained from students' previous grade level	Goal Score 07	Actual Score 07	Goal Score 08	Goal Score 09	Goal Score 10
3	Reading	Did not take in 2 nd , goal based on last year	90(1 st)				90+
4	Reading	91 (1 st), 96 (2 nd)	90		90		90+
5	Reading	80	83		90	90	90+
6	Reading	87	88		85	90	90+
7	Reading	95	90+		89	87	90+
8	Reading	82	86		90+	90+	90+
9	Reading	82	89		87	90+	90+
10	E/LA	91	90+		90+	88	90+
11	E/LA	92	90+		90+	90+	90+
3	Math	Did not take in 2 nd , goal based on last year	80				90+
4	Math	77	80		83		90+
5	Math	94	90+		83	87	90+
6	Math	68(1 st) 85(2 nd)	77 (avg)		90+	87	90+
7	Math	86	87		81	90+	90+
8	Math	57	62		88	85	90+
9	Math	64	68		71	89	90+
10	Math	52	60		75	81	90+
11	Math	57	65		74	83	90+
4	Writing	90	90+		90+	90+	90+
7	Writing	91	90+		90+	90+	90+
8	Social Studies	Did not take in 7 th , goal based on last year	90+				90+
9	Social Studies	96 in 8 th (will not take, but gains expected)	90+		90+		
10	Social Studies	74 in 8 th (will not take, but gains expected)	82		90+	90+	90+
11	Social Studies	77	80		86	90+	90+
5	Science	Did not take in 4 th , goal based on last year	77				90+
6-7	Science	73 in 5 th (Will not take, but gains expected)	77		81		
8	Science	32 in 5 th (Will not take, but gains expected)	47		81	85	90+
9	Science	80 in 8 th (Will not take, but gains expected)	83		62	85	
10	Science	74 in 8 th grade	78		86	77	90+
11	Science	55	64		82	90	90+

Target Populations and Special Programs

Economically Disadvantaged
African-American
Hispanic
White
Migrant
Male
Female
At-Risk
Homeless
Limited English Proficient

Career and Technology Education (CTE)
Dyslexia
English as a Second Language (ESL)
Gifted and Talented (GT)
Special Education
State Compensatory Education (SCE)
Title I, Part A: Schoolwide (TIA)
Title I, Part C: Migrant
Title II, Teacher and Principal Training and Recruiting
Title II, Technology
Title III, Bilingual/English as a Second Language
Title IV, Safe and Drug Free Schools
Title V, Innovative Education Program

Goal 1: Olton High School will maintain and enhance student performance as measured by accountability standards

Objective 1: Student academic performance on all TAKS subjects will reach the Performance Target Goal

Strategy	Person Responsible	Timeline	Resources	Formative Evaluation	Summative Evaluation
Identify students needing extra instruction through benchmark data and disaggregation of TAKS <ul style="list-style-type: none"> • Review students analysis • Review item analysis scores 	Principals	May	Local	Benchmark tests and TAKS	TAKS AIES
Provide Supplemental programs: <ul style="list-style-type: none"> • PLATO • PACE • Textbooks • TAKS review • Technology including internet and AMI • Technology/word processing programs 	Asst. Supt.	August – July	Local TIA SCE	Lesson Plans	TAKS
Provide staff development <ul style="list-style-type: none"> • To increase reading comprehension • To align TEKS and TAKS • To ensure a highly qualified staff • Technology • Critical thinking skills • Problem solving strategies 	Principals	August – July	Local SCE	6 weeks grades	TAKS

Goal 1: Olton High School will maintain and enhance student performance as measured by accountability standards

Objective 1: Student academic performance on all TAKS subjects will reach the Performance Target Goal

Strategy	Person Responsible	Timeline	Resources	Formative Evaluation	Summative Evaluation
Provide Math tutorials through extended day for at-risk students	Principal	August – May	Local	Math grades	TAKS
Provide accelerated math courses <ul style="list-style-type: none"> • Double block math classes • Add Algebra I to schedule • Success Class 	Principal	August – July	Local SCE	6 weeks grades	TAKS
Provide accelerated math courses <ul style="list-style-type: none"> • 9th Grade Success Initiative • Class for students failing TAKS 	Principal	August – July	Local SCE	6 weeks grades	TAKS
Incorporate writing into all content areas	Content teachers	August – May	Local	Lesson Plans	TAKS
Provide accelerated writing courses Address student deficiencies	Principal	August – July	Local SCE	6 weeks grades	TAKS
Encourage students to take upper level courses	Counselors	Semester	Local	Student enrollment	College credits SAT/ACT scores
Offer SAT/ACT/TASP prep. resources	Counselors	Daily	Local	Students participating	SAT/ACT/TASP scores
Encourage participation in the Recommended Graduation Program	Counselors	Semester	Local	Student enrollment	Student graduation plans

Goal 1: Olton High School will maintain and enhance student performance as measured by the accountability standards

Objective 2: The Completion Rate will meet or exceed 98% or greater

Strategy	Person Responsible	Timeline	Resources	Formative Evaluation	Summative Evaluation
Double block classes in areas of highest failure rate	Principal	Beginning of semesters	Local	Schedule	TAKS Completion rate
Choose supplemental curriculum in areas of highest failure during tutorials and class instruction	Teachers	Daily	Local	Curriculum selected Grades	Completion rates
Increase the number of students passing all subjects each 6 weeks	Principal Teachers	Each 6 weeks	Local	Failures each report period	Completion rates
Use high school students as mentors/tutors for at-risk students (Students Helping Students)	Principal	Each 6 weeks	Local	Tutoring list	TAKS Grades Completion rate
Include the state attendance policy in students handbook	Superintendent	July	Local	Grading period attendance records	Attendance Rate
Monitor and track student attendance	Clerks	Daily	Local	Grading period attendance records	Attendance rates
Provide parent contact if student attendance rate drops below 90%	Principal	Daily	Local	Grading period attendance records	Attendance rates

Goal 1: Olton High School will maintain and enhance student performance as measured by the accountability standards

Objective 2: The Completion Rate will meet or exceed 98% or greater

Strategy	Person Responsible	Timeline	Resources	Formative Evaluation	Summative Evaluation
Implement the High School Completion Grant	Administrator	October	Grant	Implementation Timelines	Completion rate
Implement Individual Graduation Plans for students	Counselor	Fall	Local	Plans in Place	Completion rate
Exempt Juniors/Seniors from semester exams if they meet attendance and academic criteria	Principals	Semester	Local	Students exempted	Dropout rate
Refer students to Option HS <ul style="list-style-type: none"> • Students at-risk of not graduating • Continue GED credit recovery 	Principal	As needed	Local SCE TIA	Students referred	Dropout rate
Monitor and counsel at-risk students	Counselors	As needed	Local SCE	Counselors log	Dropout rate
Contact authorities and use legal recourse for truancy	Principal	As needed	Local	Contacts	Dropout rate
Provide counseling for pregnant teens/teen parents	Counselors	As needed	Local SCE	Counselors log	Dropout rate
Provide staff development regarding the dropout profile and strategies	Administrator	August – July	Local SCE	Training calendar	Training certificates

Goal 1: Olton High School will maintain and enhance student performance as measured by the accountability standards

Objective 3: Student academic performance in Special Programs will reach the Performance Target Goals for all TAKS subjects

Career and Technology Education (CTE)

Strategy	Person Responsible	Timeline	Resources	Formative Evaluation	Summative Evaluation
Conduct comprehensive needs assessment (CNA) to determine strengths/needs	CTE staff	Upon release of AEIS	Local	Dropout rate	Dropout rate PBM
Evaluate program size, scope, quality and effectiveness in developing knowledge, skills, and competencies necessary for a broad range of career opportunities	Administrator	April	Local	Disaggregated data	Annual evaluation CTE programs
Review and update objectives for relevance to business/industry with local advisory council	CTE staff & council	Fall Spring	CTE Perkins	Mid-Year review	Program update results
Integrate CTE and academic programs	Administrator	On-going	Tech Prep CTE	Meeting agenda	Evaluation
Record 4 year plan for all students	Administrator	August Semester	CTE Local	Students plans	Courses completed
Provide and encourage coherent sequence of courses	Administrator	August	CTE Local	Choice cards	Scheduled courses
Offer CTE courses	Administrator	Semester	CTE Local	Courses scheduled	Courses completed
Recruit and retain highly qualified	Administrator	Summer	CTE	Teachers	Teachers

teachers including minorities			Local	interviewed	certificates
Provide staff development with staff input	Administrator	During year	Local CTE	Calendar of training	Attendance certificates
Increase Parent Involvement <ul style="list-style-type: none"> • Send information in parents' home language • Provide PI activities 	CTE staff	August-May	CTE Perkins TIA	Calendar of PI activities	Sign in sheets for parents
Provide transition for work/post-secondary education	CTE staff	Senior year	CTE Local	Lesson plans	Participating students

Goal 1: Olton High School will maintain and enhance student performance as measured by the accountability standards

Objective 3: Student academic performance in Special Programs will reach the Performance Target Goals for all TAKS subjects

ESL for English Language Learners

Strategy	Person Responsible	Timeline	Resources	Formative Evaluation	Summative Evaluation
Identify Limited English Proficient students and provide program to develop proficiency in comprehension., speaking, reading & composition <ul style="list-style-type: none"> • PLATO • Integrate technology 	BE/ESL coordinator	Early Aug. Upon enrollment	ESL, TIII	Home Lang. Survey List	RPTE TAKS
Conduct Comprehensive Needs Assessment	Administrator	August	BE/ESL Local	Meeting agenda	Data disaggregated
Reduce percent of Limited English Proficient exemptions/number of parent denials for program	Administrator	Annually	Local	Number exempt	Number exempt
Recruit/retain highly qualified teachers	Supt.	Summer	Local TIII	Positions posted	Certified Staff
Send information in home language	Principal	All year	Title I	Communications	Communications
Provide opportunities for parents to participate in school activities	Administrator	During year	Local	PI calendar	Sign in Sheets
Provide professional development for core area teachers in strategies for teaching English Language Learners	ESL Teachers	Fall and Spring semester	TIII Extra duty pay	Training scheduled and sign in sheets	AMAOs

Goal 1: Olton High School will maintain and enhance student performance as measured by the accountability standards

Objective 3: Student academic performance in Special Programs will reach the Performance Target Goals

State Compensatory Education for At-Risk Students

Strategy	Person Responsible	Timeline	Resources	Formative Evaluation	Summative Evaluation
Combine funds on the Schoowide Campus with poverty rate 40% or greater to serve at-risk students	Principal	August – June	SCE Local	Benchmarks Semester grades Progress reports	TAKS
Use SCE funds to improve at-risk student performance, to accelerate progress, and to reduce the drop-out rate of at-risk students	Administrator	Aug. - July	\$ SCE Total	Grades Progress reports	TAKS RPTE
Identify and provide teachers with list of at-risk students	At-Risk Coordinator	August & upon entry	SCE	Teachers list of students	PEIMS at-risk list
Conduct needs assessment	Principal	Aug.-May	Local	Meeting agenda	CNA
Serve 9-12th graders who failed 2 or more subjects or who have below passing TAKS scores with tutorials	At-Risk coordinator	Each 6 weeks	SCE Local	6 weeks / Semester grades	TAKS
Provide double blocking in core subjects with highest failure rate	Principals	Each semester	SCE Local	Grades	TAKS
Evaluate SCE program <ul style="list-style-type: none"> TAKS scores for At-Risk in reading, math, and writing compared to All students 	Principal	May-June	SCE Local	Semester Grades	TAKS comparison

Goal 1: Olton High School will maintain and enhance student performance as measured by the accountability standards

**Objective 3: Student academic performance in Special Programs will reach the Performance Target Goals
Title I Schoolwide Program**

Strategy	Person Responsible	Timeline	Resources	Formative Evaluation	Summative Evaluation
Incorporate the ten Schoolwide Components	Principal	Aug.-May	Title I funds	CIP	CIP
1) Conduct Comprehensive Needs Assessment to determine needs and plan instruction	Principal	May-Aug.	Title I funds	Data disaggregated	CNA
2) Plan reform strategies to address needs <ul style="list-style-type: none"> • Focus: Economically disadvantaged, & At-Risk • Include extended day/year 	Site-Base Team, Chair	Quarterly	Title I funds, TIIA, TIID, TV, Migrant, ESL, SCE, TIII, OEY	Caps and strategies	TAKS
3) Provide instruction by highly qualified teachers <ul style="list-style-type: none"> • Teachers in core subject areas • Instructional paraprofessionals 	Site-Base Team Chair	Quarterly	Title I, TIIA, TIID, TV, Migrant, ESL, SCE, TIII	CIPs and strategies	TAKS
4) Provide staff development for teachers, paraprofessionals, & staff	Principal	March-May	Title I funds, local, TIID, TIIA, TIII	Staff Development Calendar	TAKS
5) Attract and retain highly qualified teachers to high needs campus	Administrator	Summer Year round	Local Title I funds,	Personnel Files	Personnel Files

<ul style="list-style-type: none"> • Provide mentors for teachers 			TII		
6) Increase parent involvement <ul style="list-style-type: none"> • Designed to improve academic achievement • Designed for parents to have opportunities to participate in decisions 	PI Coordinator	Monthly	Title I funds, Local	PI Events	PI Evaluation
7) Provide transitions for students <ul style="list-style-type: none"> • For Seniors to College/post secondary 	Principal	May	TIA	Event planned	Sign-In sheet
8) Get Teacher input on all local academic assessments to be used	Principal	Fall	Local	Meeting agenda	T Input
9) Identify and help students who need additional assistance to meet standards <ul style="list-style-type: none"> • Provide timely additional help 	Lead teachers	Each reporting period	Title I funds	List of identified students	TAKS
10) Coordinate & integrate federal/state/local programs	Principal	August Through May	Title I, Migrant, TIIA, TIID, BE/ESL, TIII, TIV, TV, GT, SCE, SPED, Local	Meeting agendas	TAKS
Evaluate Parent Involvement (PI) program <ul style="list-style-type: none"> • Involve parents in the evaluation survey 	Principal	Spring	Title I funds	SB Meeting Agenda	Evaluation results
Review Parent Involvement policy	Administrator	Summer	Local	Meeting agenda	Policy
Conduct Annual Title I Meeting	Principal	Spring	Local	Meeting	Agenda and

<p>Provide parent communications:</p> <ul style="list-style-type: none"> • Include information on website and Handbook • Conference with parents • Hold flexible number of meetings • Use parents' home language • Provide information on state assessments & proficiency levels • Provide information on school curriculum • Provide Notifications under No Child Left Behind (NCLB) • Send Parent Letter if Teacher is not highly qualified • Inform parents they have the right to request the qualifications of their child's teacher and paraprofessional 	<p>Principal</p>	<p>August-July</p>	<p>Title I funds</p>	<p>scheduled Communications to parents each 6 weeks period</p>	<p>sign-in sheet Communications for year PI evaluation</p>
---	------------------	--------------------	----------------------	--	--

Goal 1: Olton High School will maintain and enhance student performance as measured by accountability standards.

**Objective 3: Student academic performance in Special Programs will reach the Performance Target Goals
Title I, Part C: Migrant**

Strategy	Person Responsible	Timeline	Resources	Formative Evaluation	Summative Evaluation
Determine needs <ul style="list-style-type: none"> • Migrant TAKS • Migrant dropout • Migrant Recommended High School Program/Distinguished Academic Program 	Administrator	Upon release of AEIS	Local	TAKS release tests	TAKS
Identify and recruit eligible students 3-21 <ul style="list-style-type: none"> • Home visits • Recruit in the community: churches, stores, 	Migrant staff	Year round	Migrant Local Title I funds	Logs	COEs
Attend training to identify and keep records on migrant students	Migrant staff	As scheduled	Migrant Title I funds	Training schedule	Certificates of training
Provide Migrant Services Coordination, 3-21, to coordinate school programs/services for families	MSC	Daily	Migrant	Schedules	Record of services
Enhance graduation: <ul style="list-style-type: none"> • Compile data • Monitor progress • Provide help for student needs 	Migrant staff	Year round	Migrant Title I funds Local	NGS records	Graduation rates
Provide secondary credit exchange and accrual <ul style="list-style-type: none"> • Grades 9-12 • Cross reference NGS with transcripts 	Migrant staff	Semester	Migrant	NGS records	Credits

Strategy	Person Responsible	Timeline	Resources	Formative Evaluation	Summative Evaluation
Provide Parent Involvement <ul style="list-style-type: none"> • Include Parent Advisory Council (PAC) • Regular meetings • Form partnership • Establish communications • Provide parent opportunities 	Administrator Migrant staff	Aug – May	Migrant Title I funds Local	PI Calendar	Sign in sheets
Provide services for students: <ul style="list-style-type: none"> • List priority for services students and needs • Extended year program • Tutorials • Acceleration • SuccessMaker© • Support services 	Administrator	Weekly	Migrant	Services offered	Log TAKS TPRI

Goal 1: Olton Junior High will maintain and enhance student performance as measured by accountability standards

**Objective 3: Student academic performance in Special Programs will reach the Performance Target Goals
Special Education (SPED)**

Strategy	Person Responsible	Timeline	Resources	Formative Evaluation	Summative Evaluation
Conduct Comprehensive Needs Assessment	SPED. Director SPED staff	Fall	Special Education Local	Analysis	PBMAS Report
Hire and retain teachers and paraprofessionals who are highly qualified	Administrator	June-Aug.	Special Education	Teachers interviewed	Personnel files
Provide students with disabilities access to general curriculum	Supt.	Aug.-May	Special Education	ARD/IEP	Student schedules
Provide Parent Involvement opportunities for parents to participate in school activities	Supt.	Aug.-May	Special Education Local Title I funds	PI Calendar	Sign in sheets
Provide transitions <ul style="list-style-type: none"> • Implement Individual Transition Plan (ITP) • Coordinate ITP with Individual Education Plan 	Supt.	As needed	Local Special Education	ARD	Transitions in IEPs
Train Admissions, Review, and Dismissal committee (ARD)	HONDA SSA	August	Special Education	Training scheduled	Sign in sheets
Implement a Timeline for initial evaluation	SPED director	August	SPED	Meeting notes	Timeline
Place students in least restrictive environment <ul style="list-style-type: none"> • Summer Enrichment Program for Life 	SPED director	Year round	SPED	IEP	IEPs

Strategy	Person Responsible	Timeline	Resources	Formative Evaluation	Summative Evaluation
Skills students • Community based instruction					
Provide related services information to students, parent, and staff	SPED teachers	As needed	SPED	ARD documentation	ARD documentation

Goal 1: Olton High School will maintain and enhance student performance as measured by accountability standards.

Objective 4: To integrate technology in the curriculum in order for students to become proficient in technology in school-to-work settings

Strategy	Person Responsible	Timeline	Resources	Formative Evaluation	Summative Evaluation
Address technology TEKS: <ul style="list-style-type: none"> • Provide opportunities for planning, creating, and implementing projects using technology applications • Apply SCANS competencies 	Principals	Daily	Local TIA	Lesson Plans	Lesson Plans
Integrate technology in instruction and administration	Administrators	Daily	Local Title I funds TII D, Tech	Lesson Plans	Surveys

Goal 2: Olton High School will recruit, evaluate, and retain superior personnel

Strategy	Person Responsible	Timeline	Resources	Formative Evaluation	Summative Evaluation
Attract and retain highly qualified teachers <ul style="list-style-type: none"> Attend job fairs Provide housing Extra duty pay/stipends 	Administration	August	Local Title I Title II A	New hires Job fair recruits	Personnel files
Increase the % of core subject classes taught by Highly qualified teachers to 100% <ul style="list-style-type: none"> Assist with exams/fees Make assignments of teachers to areas of qualifications Make individualized plan for teacher not highly qualified 	Superintendent Principals	August	Title I Title II, A Local	New hires	highly qualified Compliance Report
Provide instruction by highly qualified teachers <ul style="list-style-type: none"> Teachers in core subject areas - Instructional Paraprofessionals will meet qualifications for Title I Paraprofessionals hired after 1/8/02 will be qualified when hired 	Superintendent Principals	Quarterly	Title I funds, TIIA Local	CIPs and strategies	highly qualified Compliance Report
Increase the % of teachers and staff receiving high quality professional development to 100% <ul style="list-style-type: none"> Waiver for 2 days of PD 	Superintendent Principals	March-May	Title I local, TIID, TIIA TIII ESC 17	Staff Development Calendar	highly qualified Compliance Report

Goal 3: Olton High School will maintain a system of assessing and continually monitoring to improve the safety of students, faculty, and staff

Objective 1: To provide safe grounds and facilities

Strategy	Person Responsible	Timeline	Resources	Formative Evaluation	Summative Evaluation
Develop and maintain an Emergency Safety and Crisis Plan	Superintendent	Summer	Local Title IV SSA Region 17 ESC	Draft Plan	Safety Plan
Train employees in the area of school safety and crisis situations	Principals	August	Title IV SSA Region 17 ESC	Training Agenda	Training Certificates
Provide training and practice in routing and emergency procedures	Principals	August	Title IV SSA Region 17 ESC	Training Agenda	Training Certificates
Outside entities will receive training as provided by the EOP	Principals	August	Title IV SSA Region 17 ESC	Training Agenda	Training Certificates
Provide for prevention of and education in these areas: <ul style="list-style-type: none"> • Unwanted physical or verbal aggression • Sexual harassment • Other forms of bullying <ul style="list-style-type: none"> ○ In schools, ○ On school grounds ○ In school vehicles 	Administrators	Daily	TIV Local	Incidents reported each 6 weeks	PEIMS incidents reports

Goal 3: Olton High School will maintain a system of assessing and continually monitoring to improve the safety of students, faculty, and staff

Objective 2: To provide training for staff to effectively implement character education with community collaboration

Strategy	Person Responsible	Timeline	Resources	Formative Evaluation	Summative Evaluation
Provide in-service training in Character Counts:	At risk coordinator	August	Local curriculum	Training scheduled	Training certificates
Provide resources and curriculum supplements for program	At risk coordinator	Year round	Local Title IV	Resource list of needs	Resources provided
Coordinate with local ministers, business, clubs and civic leaders	Superintendent	Each 6 weeks	Local	Coordination meetings	Program evaluation
Give incentives to students for character achievement <ul style="list-style-type: none"> • Publicize in newspaper, TV, radio • Certificates of Awards 	Principal	Quarterly	Local	Incentives given at quarters	End of year incentives
Include the state attendance policy in students handbook	Superintendent	July	Local	Grading period attendance records	Attendance Rate
Monitor and track student attendance	Clerks	Daily	Local	Grading period attendance records	Attendance rates
Contact authorities and use legal recourse for truancy	Principal	As needed	Local	Contacts	Dropout rate
Provide parent contact if student attendance rate drops below 90%	Principals	Daily	Local	Grading period attendance records	Attendance rates

Goal 3: Olton High School will maintain a system of assessing and continually monitoring to improve the safety of students, faculty, and staff

Objective 2: To provide training for staff to effectively implement character education with community collaboration

Strategy	Person Responsible	Timeline	Resources	Formative Evaluation	Summative Evaluation
Monitor and track student attendance	Clerks	Daily	Local	Grading period attendance records	Attendance rates
Provide parent contact if student attendance rate drops below 90%	Principals	Daily	Local	Grading period attendance records	Attendance rates
Report attendance rates : <ul style="list-style-type: none"> • School Board • DAC • CAC • Community 	Administrators	Monthly	Local	Reports	Attendance Rates
Coordinate with law enforcement officials for truancy offenders	Principal	August – May	SCE	ADA	AEIS
Provide Saturday School for attendance recovery	Principal	October – May	Local	ADA	AEIS
Monitor and track student attendance	Clerks	Daily	Local	Attendance records	Attendance rates
Provide parent contact if student attendance rate drops below 90%	Principals	Daily	Local	Attendance records	Attendance rates
Give incentives to students for character achievement	Principal	Quarterly	Local	Incentives given at quarters	End of year list of

Strategy	Person Responsible	Timeline	Resources	Formative Evaluation	Summative Evaluation
<ul style="list-style-type: none"> • Student of the Month per grade level • Academic achievement • Most improved students 					incentives awarded

Goal 4: Olton High School will maintain a variety of and increase student involvement in extracurricular activities

Objective 1: To provide opportunities for students to improve UIL literary participation and achievement

Strategy	Person Responsible	Timeline	Resources	Formative Evaluation	Summative Evaluation
Encourage students to participate in UIL literary activities	Counselors UIL Director	August - May	Local	Student participation	Student achievement and participation

Goal 4: Olton High School will maintain a variety of and increase student involvement in extracurricular activities

Objective 2: To provide opportunities for increased parental involvement and for business and community members to increase involvement in school activities

Strategy	Person Responsible	Timeline	Resources	Formative Evaluation	Summative Evaluation
Sponsor Activities such as <ul style="list-style-type: none"> • Open House • Band Concerts • Parent Night • Awards programs • Report card conferences • Newspaper articles • Provide programs for organizations such as Lions Club • Athletic events 	Administrators and teachers	Year round	Title I funds Local	Schedule	Sign in sheets
Inform parents of <ul style="list-style-type: none"> • State/federal assessments • District Report Card (AEIS) • Proficiency levels required • General /extracurricular activities • Higher education admissions • Financial aid opportunities • Curriculum choices for success beyond HS 	Counselor	October and January	Local	Meetings held	Sign-in Sheet
Provide staff development on the importance of parent involvement	Administrators and parent advisory team	Spring	Local TIA	Training scheduled	Sign in sheet for staff

Strategy	Person Responsible	Timeline	Resources	Formative Evaluation	Summative Evaluation
Provide information in parent's home language	Administrator	August – July	TIA Local	Information documents	PI survey
Use newspapers, newsletters, TV and radio to publicize school events and student success	Administrator	Weekly	Local	Communications	PI Survey
Provide school functions for parents to attend	Principal	August – May	Local TIA	Activities Calendar	PI Survey

Comprehensive Needs Assessment

Olton High School has an enrollment of 190 students, grades 9-12. The campus is 66.49% low income. High School is rated Academically Acceptable. To make this rating, students must have 65% passing in reading/ELA; 45% passing for math; 65% for writing and social studies; and 40% for science. The completion rate must be 75%

Student Strengths and Needs:

Adequate Yearly Progress—Federal Accountability

High School met AYP in all subject areas and for all target populations.

Performance Based Monitoring (PBM)—Performance Bases Monitoring Analysis System Reports (PBMAS)

See PBMAS Chart.

Areas for improvement are in the Special Education program. Indicators requiring analyses and interventions are: Identification of students; LEP representation; Placement of students in least restrictive environments for 6-11; and TAKS only participation. Strategies to correct problems in these areas will be a focus of the District.

State Accountability

See TAKS Charts for student scores

Staff:

Highly Qualified Teachers

See District Chart

High School met or exceeded the state goals for highly qualified teachers.

Parent and Community Involvement Strengths

Parents and community are partners in the success of Olton students! Parents are involved as well as community and business people. Stakeholders are informed and involved in positive ways by the district! Parent conferences are held each year at all campuses. Parents are informed of state assessments and required proficiency levels.

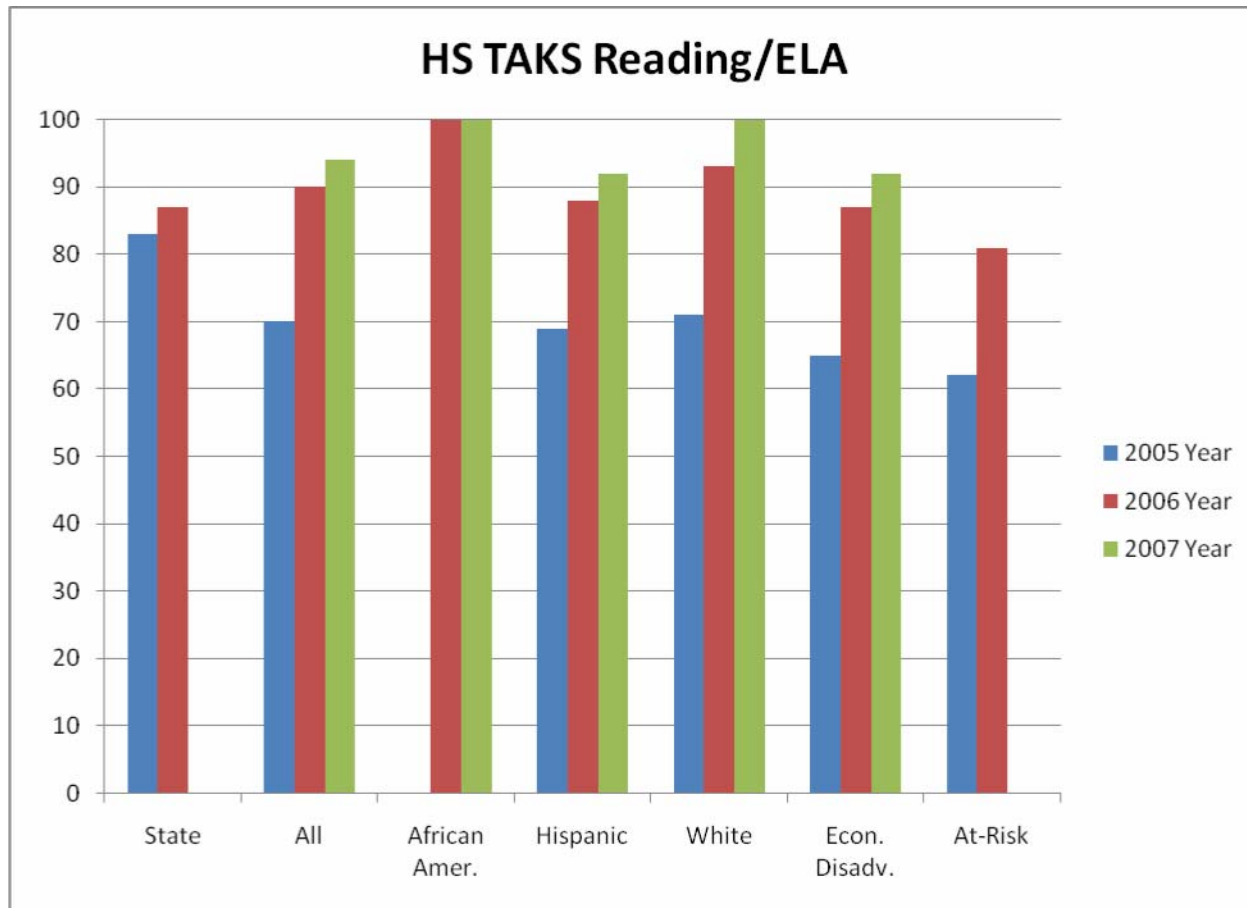
Strengths observed according to staff surveys were: 1) Information on state assessments and proficiency levels; 2) Parent Teacher conferences; 3) Newsletters and other communications to parents; and 4) Flexible number of parent meetings.

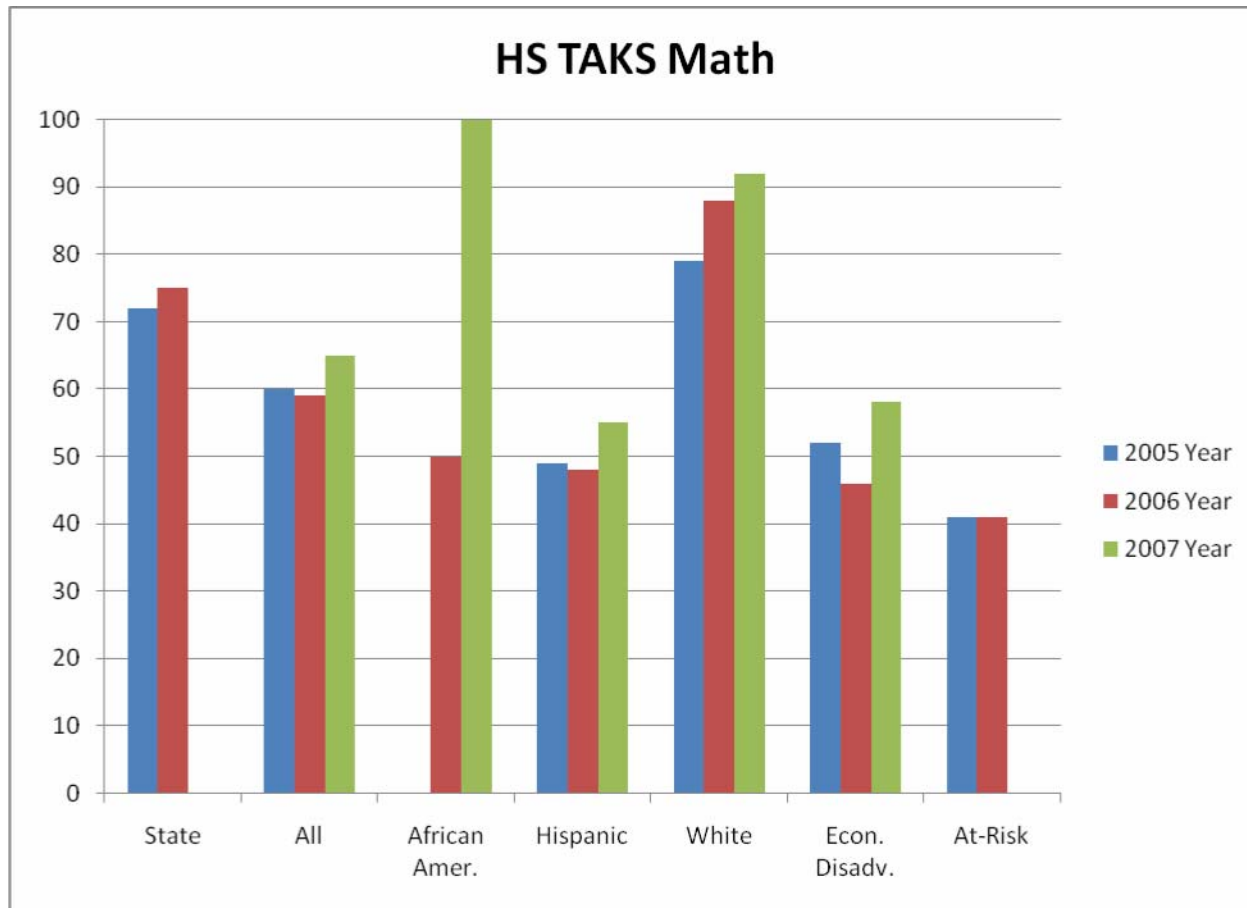
Needs

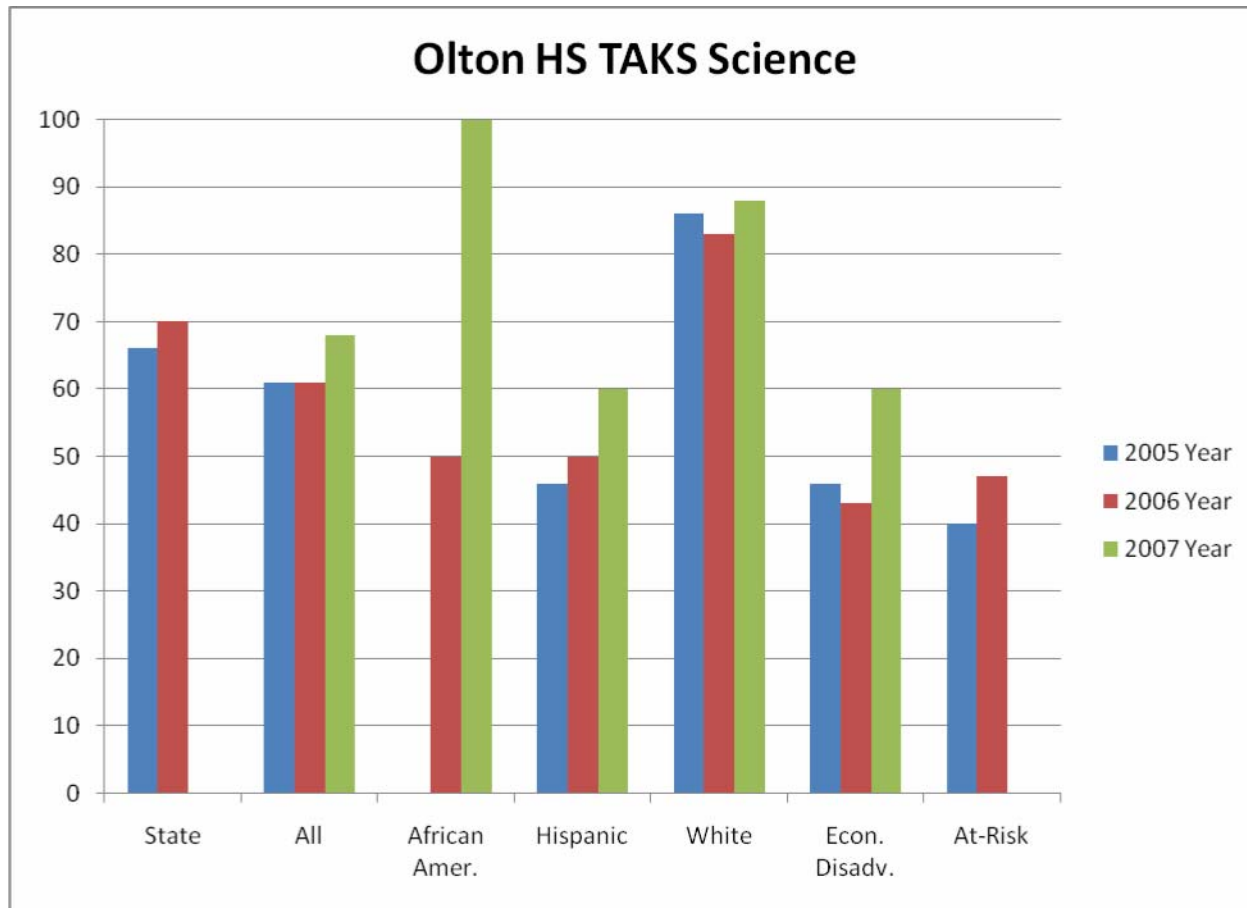
Areas needing improvement were: 1) Informing parents about specific programs of the district; and 2) Providing information on curricular choices for success after High School.

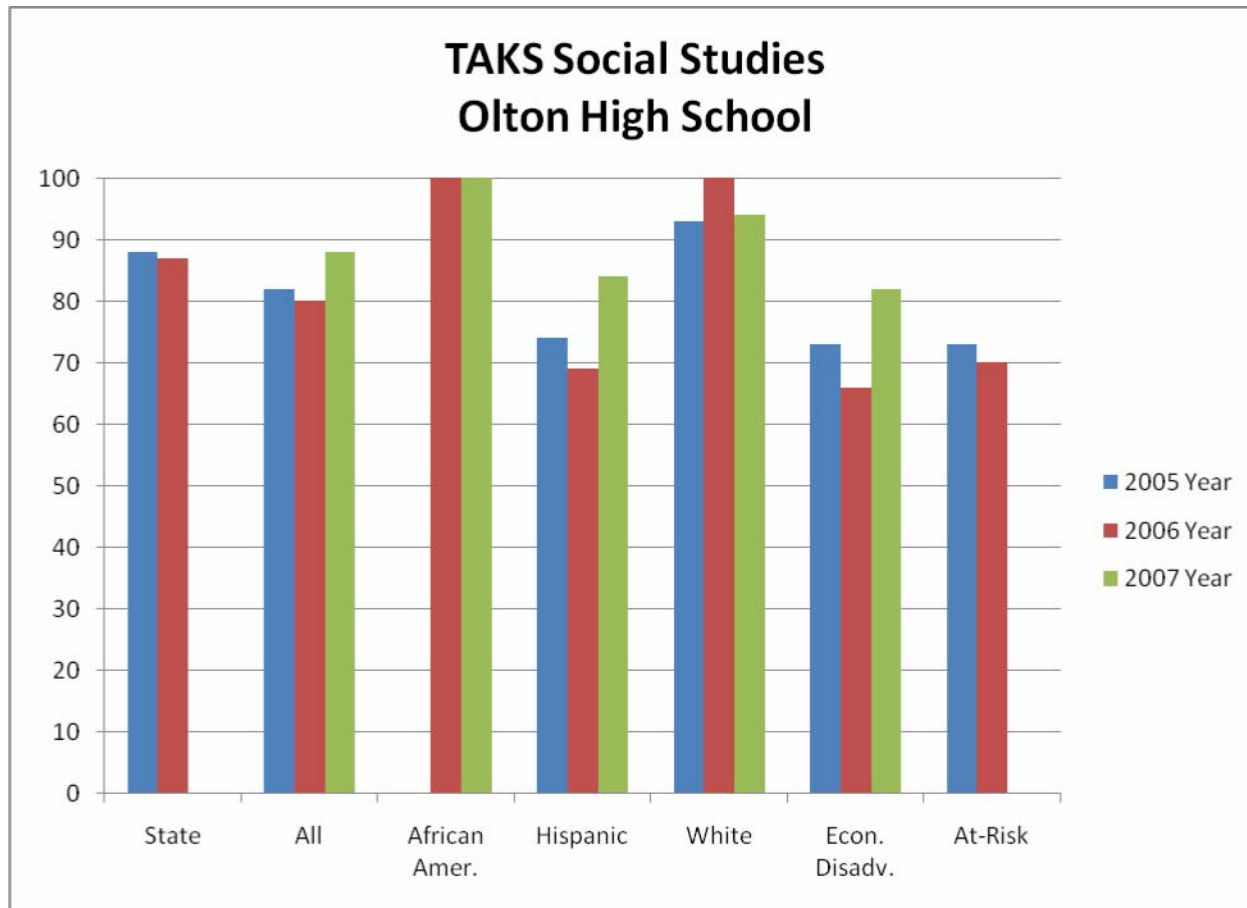
Facilities:

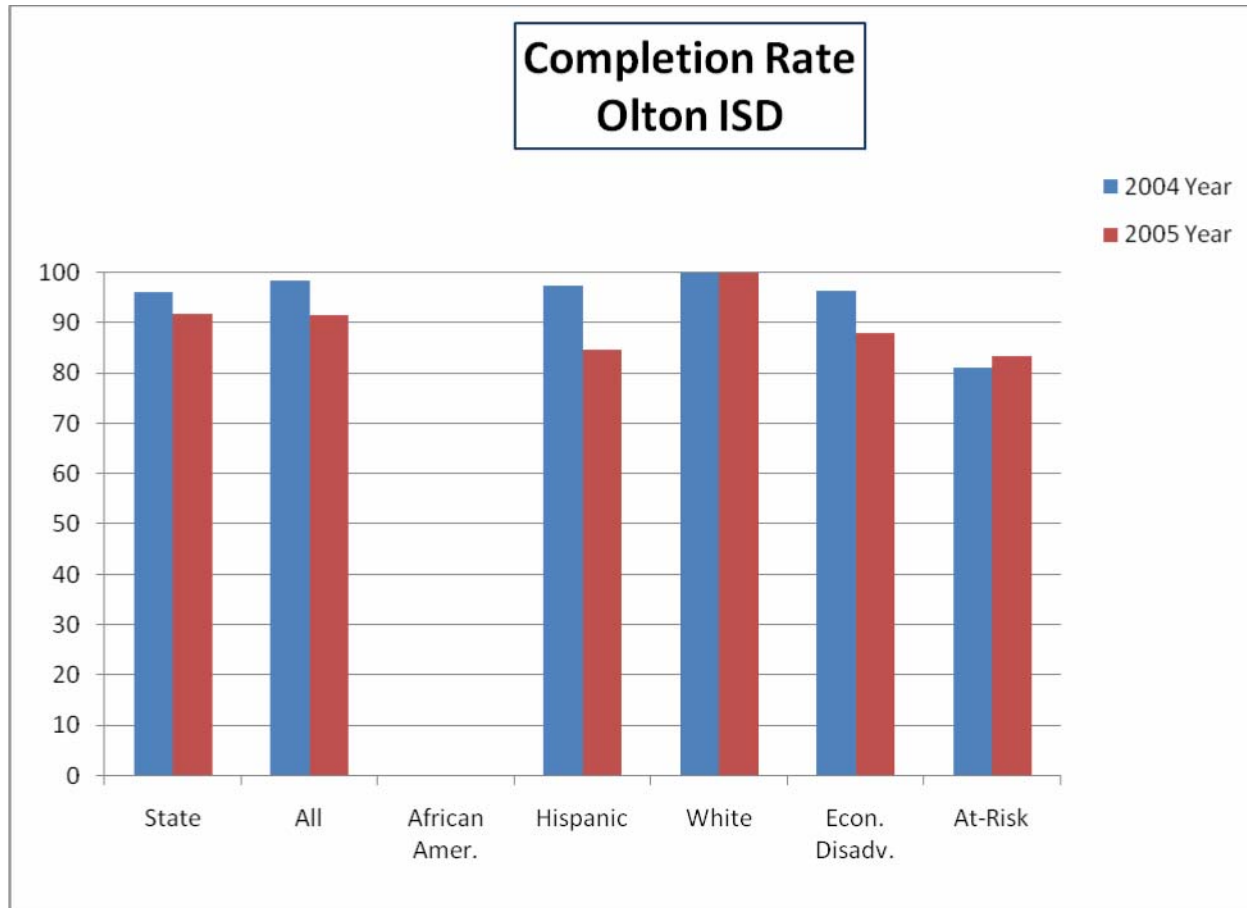
Facilities are maximized with no current room available for growth. The district has a comprehensive maintenance and facility plan to allow for improvement in student performance.











Performance Based Monitoring Analysis System (PBMAS)

Programs	Program Indicators	★Performance Level 2007	Performance Level 2008	Performance Level 2009	Performance Level 2010
Bilingual/English as a Second Language (BE/ESL)	All indicators met/exceeded state standard				
Career and Technology Education (CTE)	All indicators met/exceeded state standard				
No Child Left Behind (NCLB)	All indicators met/exceeded state standard				
Special Education (SPED)					
	TAKS Only Participation Rate	1			
	Less Restrictive Environment ages 6-11	1			
	SPED Identification	2			
	LEP Representation	1			

★A performance Level of 0 is the best score and a 3 is the most undesirable score. Any level other than 0 may require a program analysis, interventions, and an improvement plan.

NCLB Highly Qualified Teachers

STATE OBJECTIVES	STATE TARGETS	OLTON HIGH SCHOOL	OLTON HIGH SCHOOL	OLTON JR. HIGH	WEBB ELEM
1. Percentage of Classes Taught by Highly Qualified Teachers					
2006-07					
2005-06	100%	99.32%	100%	100%	95.24%
2004-05	90%	87.74%	83.95%	89.80%	96%
2003-04	80%	94.85%	96.63%	92.86%	100%
2. Percentage of Highly Qualified Teachers					
2006-07					
2005-06	100%	98.28%	100%	100%	95.24%
2004-05	90%	93.33%	88.89%	94.12%	96%
2003-04	80%	98.33%	100%	93.33%	100%
3. Percentage of Teachers Receiving High-Quality Professional Development					
2006-07					
2005-06	100%	100%	100%	100%	100%
2004-05	97%	100%	100%	100%	100%
2003-04	94%	100%	100%	100%	100%

