

# 2022-2023 District Annual Report Public Hearing

---

Olton Independent School District

February 12, 2024

# 8 Sections to the District Annual Report

---

1. 2022-23 Texas Academic Performance Report (PDF TAPR)
  - For the District and each Campus in the District
2. PEIMS Financial Standard Report (2021-22 Financial Actual Report)
  - For the District and each Campus in the District
3. 2022-23 District Accreditation Status
4. Campus Performance Objectives
5. Report on Violent or Criminal Incidents on Campuses
6. Student Performance in Postsecondary Institutions
  - For each High School Campus in the District
7. Progress Toward Board-adopted HB 3 Goals
  - For the District and each Campus in the District
8. 2022-23 TAPR Glossary

# Accessing the TAPR and TPRS Reports

---

1) <https://oltonisd.socs.net/>

2) 701 6th St, Olton, Tx 79064

3) TAPR Website:

<https://tea.texas.gov/texas-schools/accountability/academic-accountability/performance-reporting/texas-academic-performance-reports>

4) Texas Performance Reporting System (TPRS) website:

<https://tea.texas.gov/texas-schools/accountability/academic-accountability/performance-reporting/texas-performance-reporting-system>

# Section 1:

## 2022-2023 Texas Academic Performance Report (TAPR)

---

- ❑ Compiled using PEIMS and Student Assessment Data for every district and campus in Texas
- ❑ Includes:
  - ❑ Information on the performance of students
  - ❑ Performance is shown by student groups, ethnicity, socioeconomic status
  - ❑ Information on staff, programs, student demographics

### ❑ Does NOT Include:

The 2022-2023 TAPR does not include A–F ratings, Distinction Designations, or Special Education Determination Status. The initial release does not include the Campus or District 2023 Accountability Reports. The issuance of the A–F ratings under 2023 rule is pending and subject to change.

# Section 1:

## 2022-2023 Texas Academic Performance Report (TAPR)

---

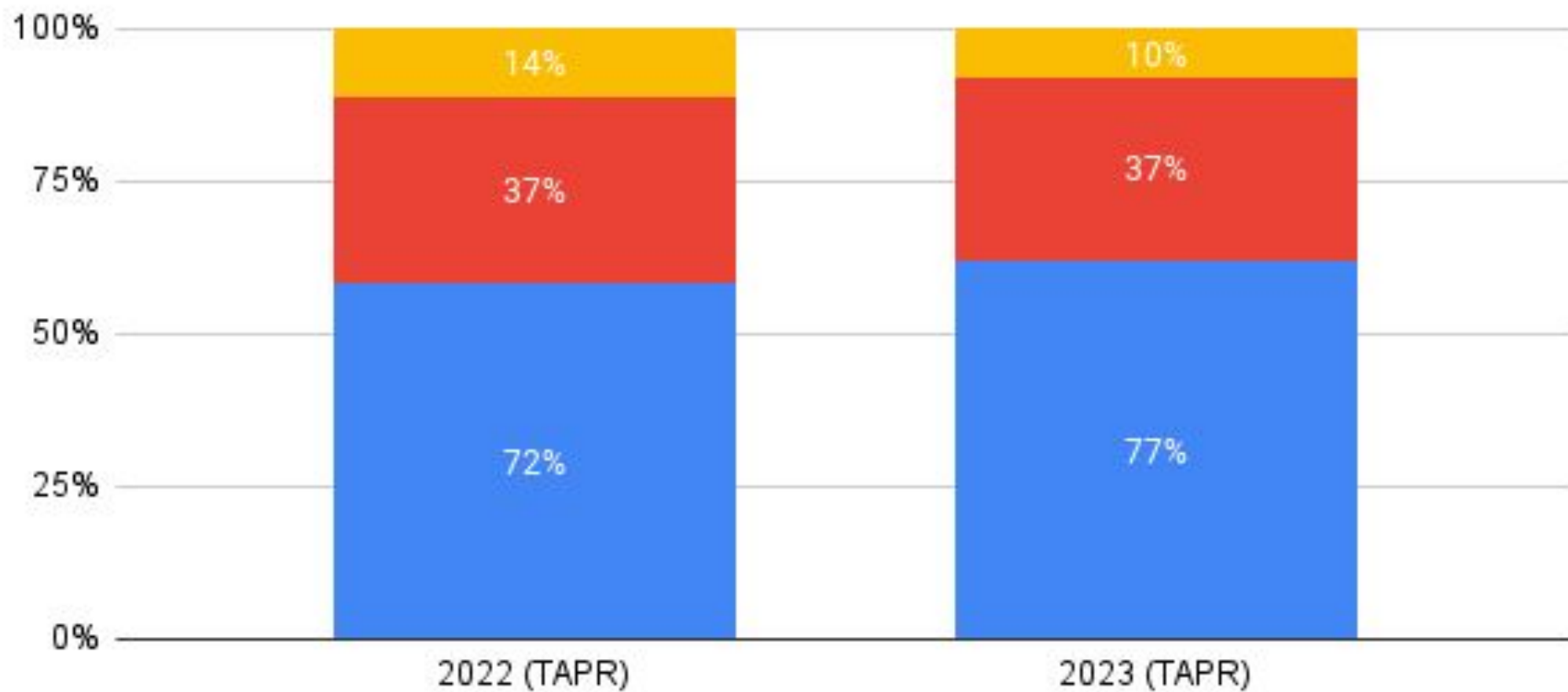
### STAAR Performance

- Results for 2022 and 2023
- See pages 3 - 11 for STAAR / EOC Performance - Charts Provided
  - All performance levels– Approaches, Meets, Masters
  - All grades
  - All subjects
  - Sub Populations that did not receive a score are not included
- Each assessment (including SAT/ACT for Accelerated Testers)

# STAAR / EOC

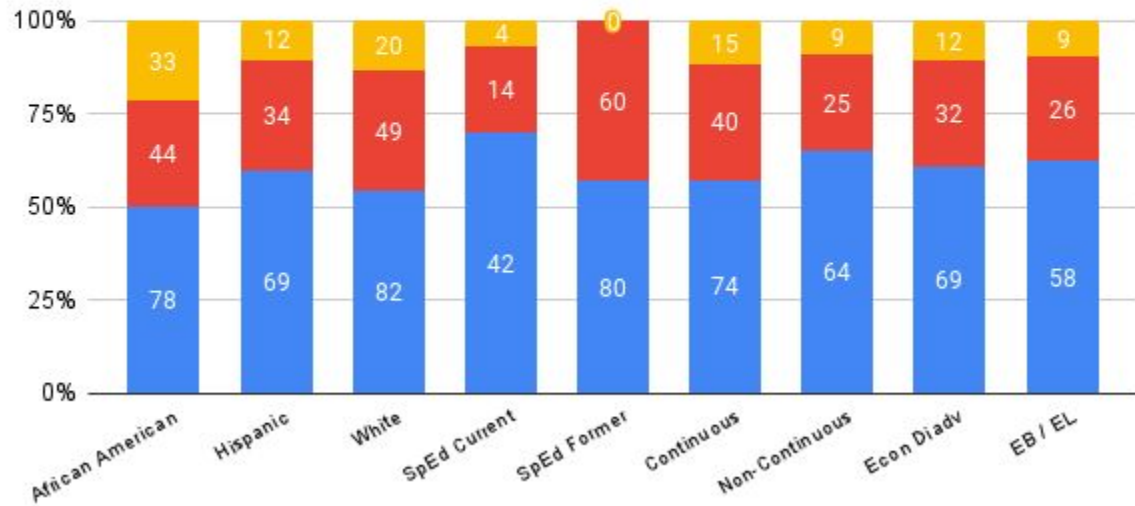
## All Subjects / All Grade Levels

■ Masters GL   ■ Meets GL or Above   ■ Approaches GL or Above



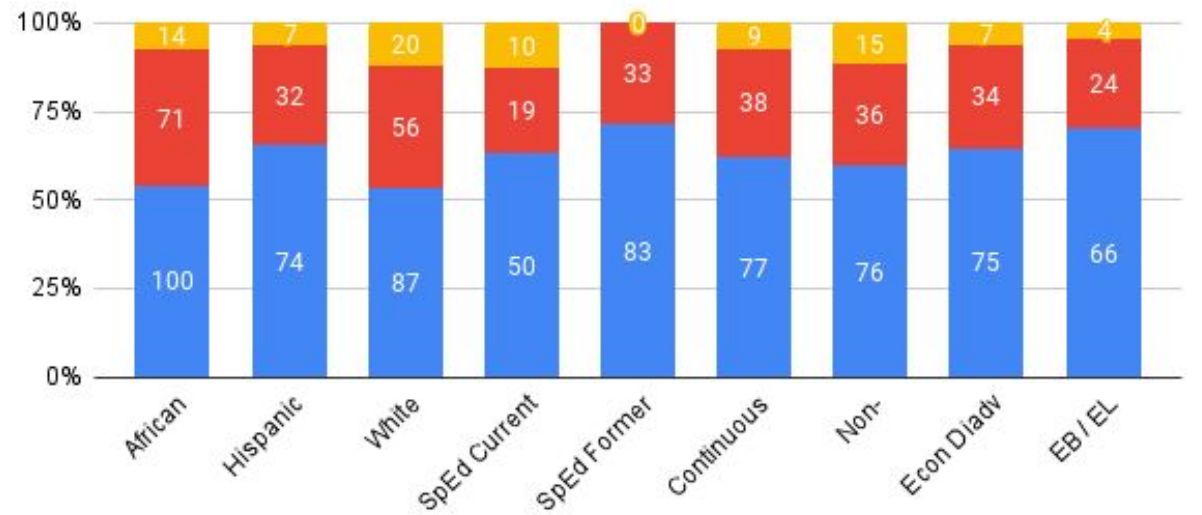
### 2022 STAAR / EOC All Grades / All Subjects

■ Masters GL
 ■ Meets GL
 ■ Approaches GL



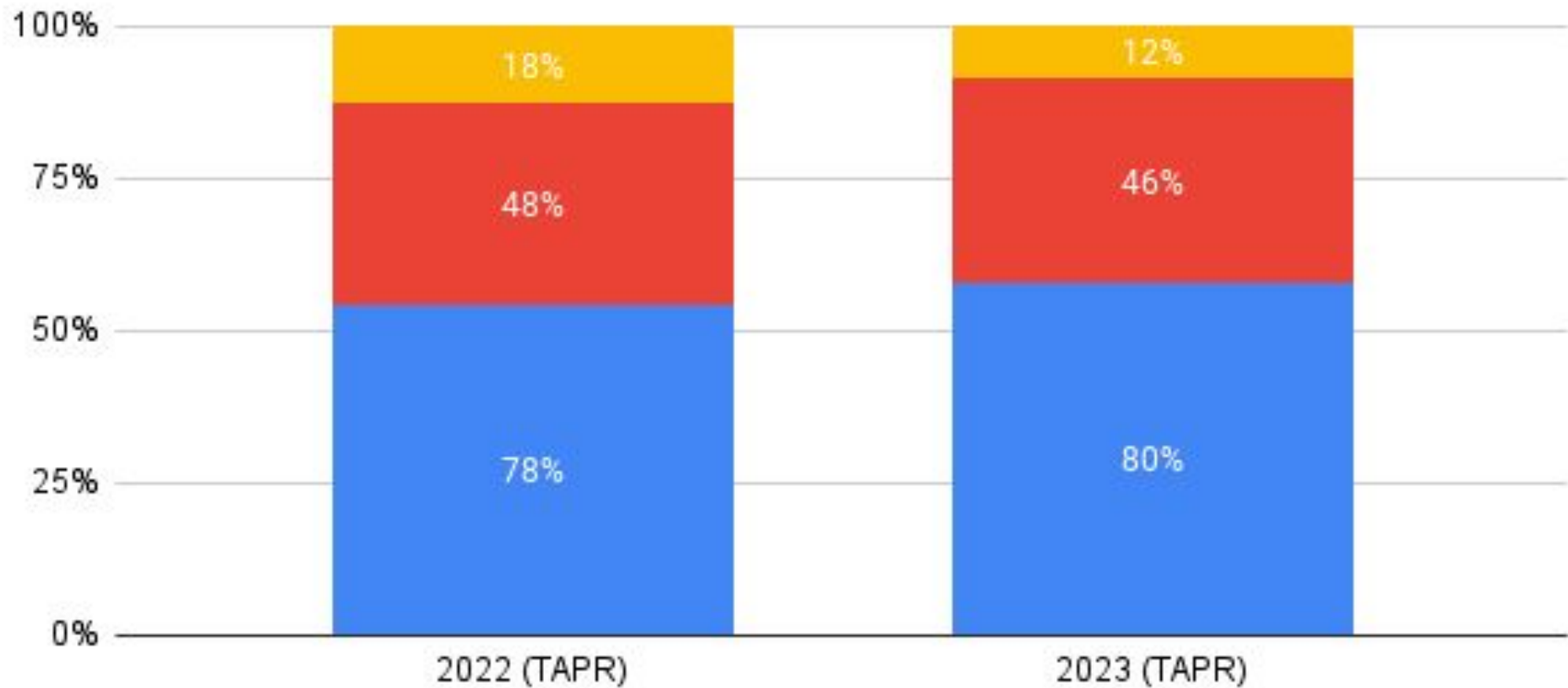
### 2023 STAAR / EOC All Grades / All Subjects

■ Masters GL
 ■ Meets GL
 ■ Approaches GL



# STAAR / EOC Reading/Language Arts / All Grade Levels

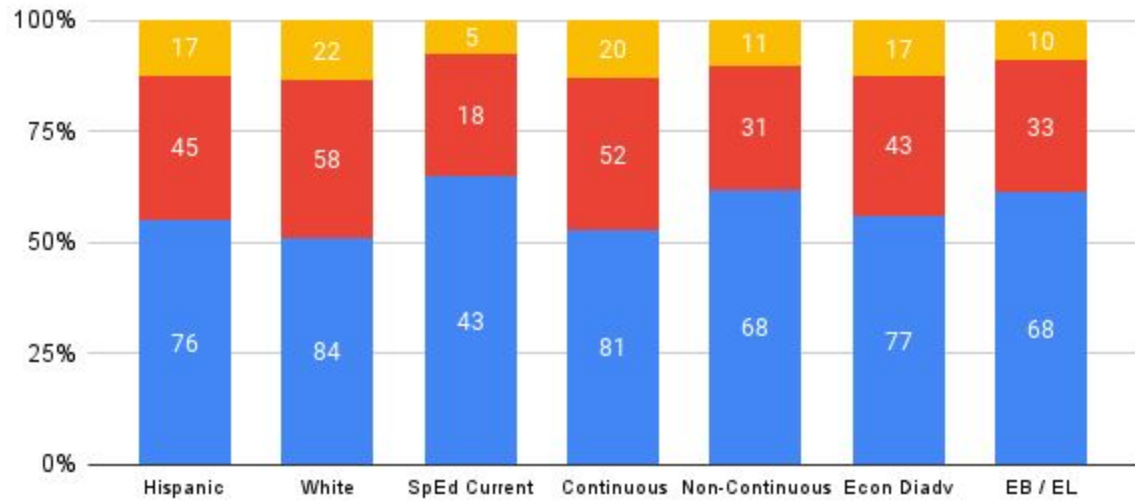
■ Masters GL ■ Meets GL or Above ■ Approaches GL or Above





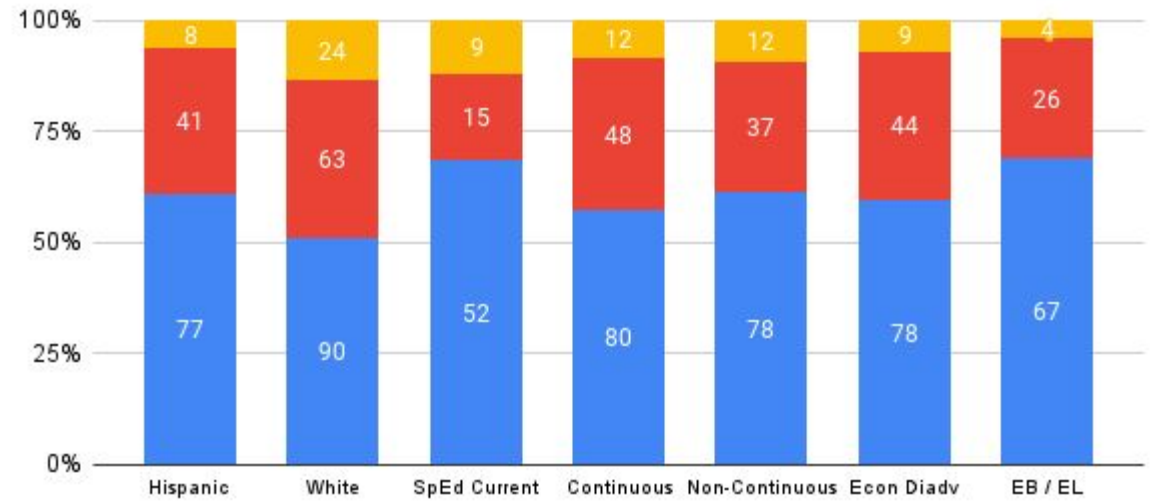
### 2022 STAAR / EOC All Grades / ELA Reading

■ Masters GL
 ■ Meets GL
 ■ Approaches GL



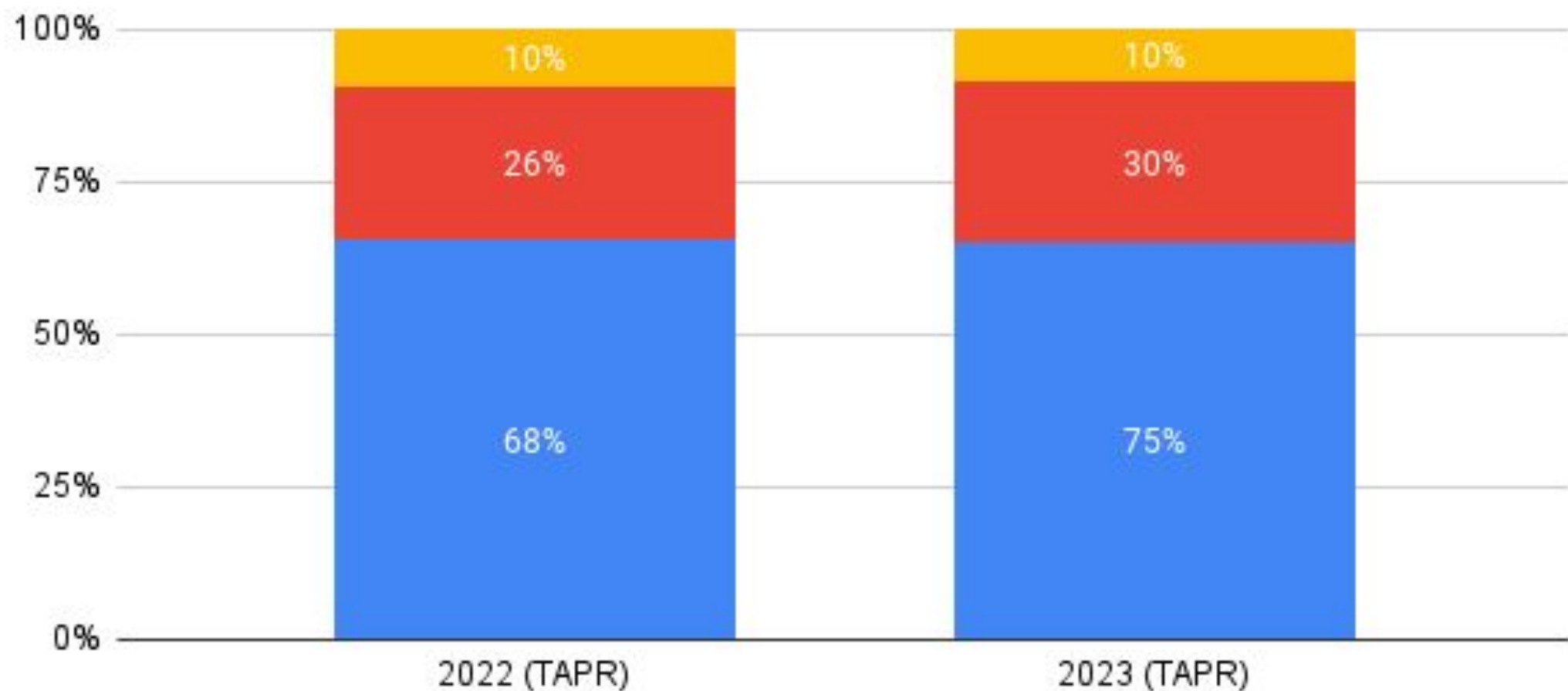
### 2023 STAAR / EOC All Grades / ELA Reading

■ Masters GL
 ■ Meets GL
 ■ Approaches GL



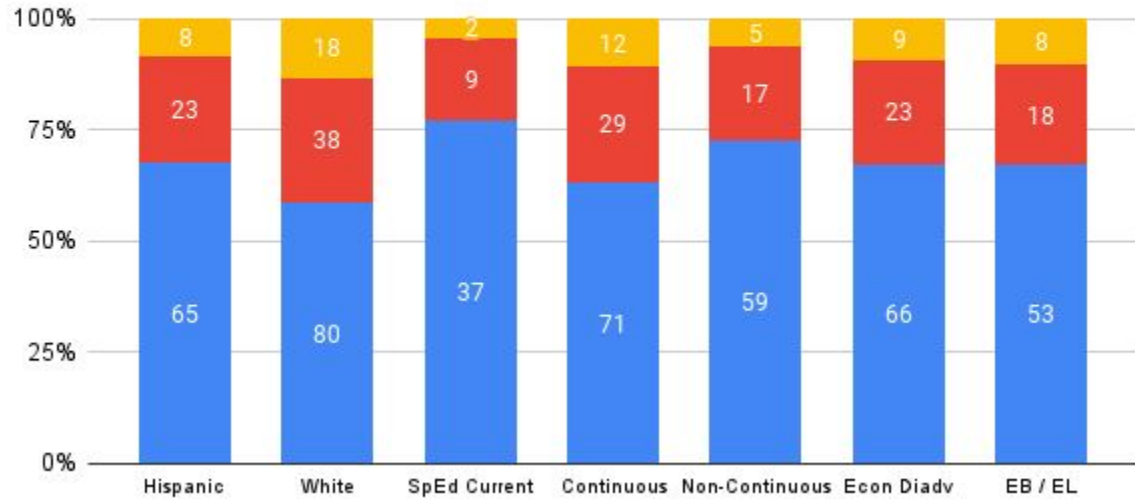
# STAAR / EOC Mathematics / All Grade Levels

■ Masters GL   ■ Meets GL or Above   ■ Approaches GL or Above



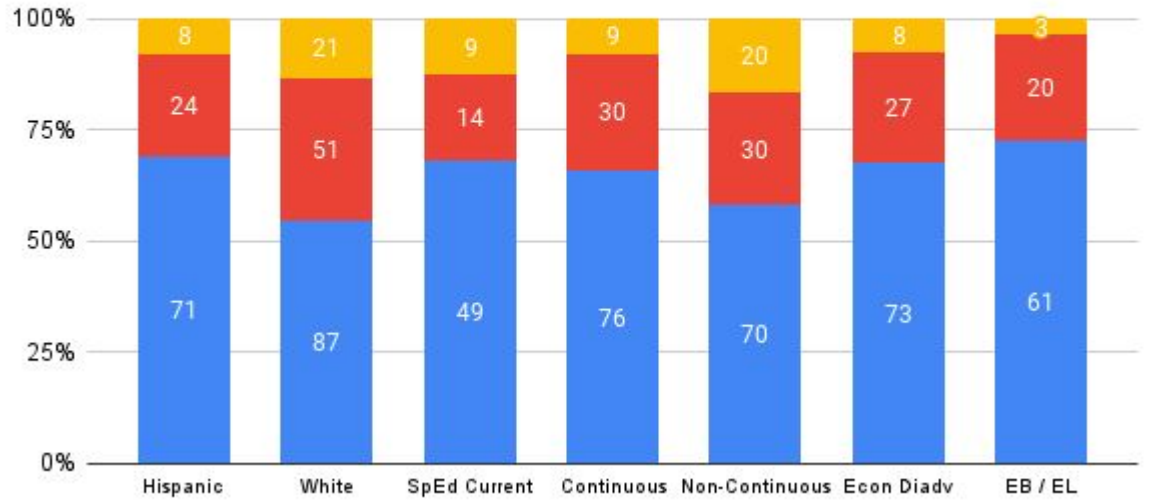
### 2022 STAAR / EOC All Grades / Mathematics

■ Masters GL
 ■ Meets GL
 ■ Approaches GL



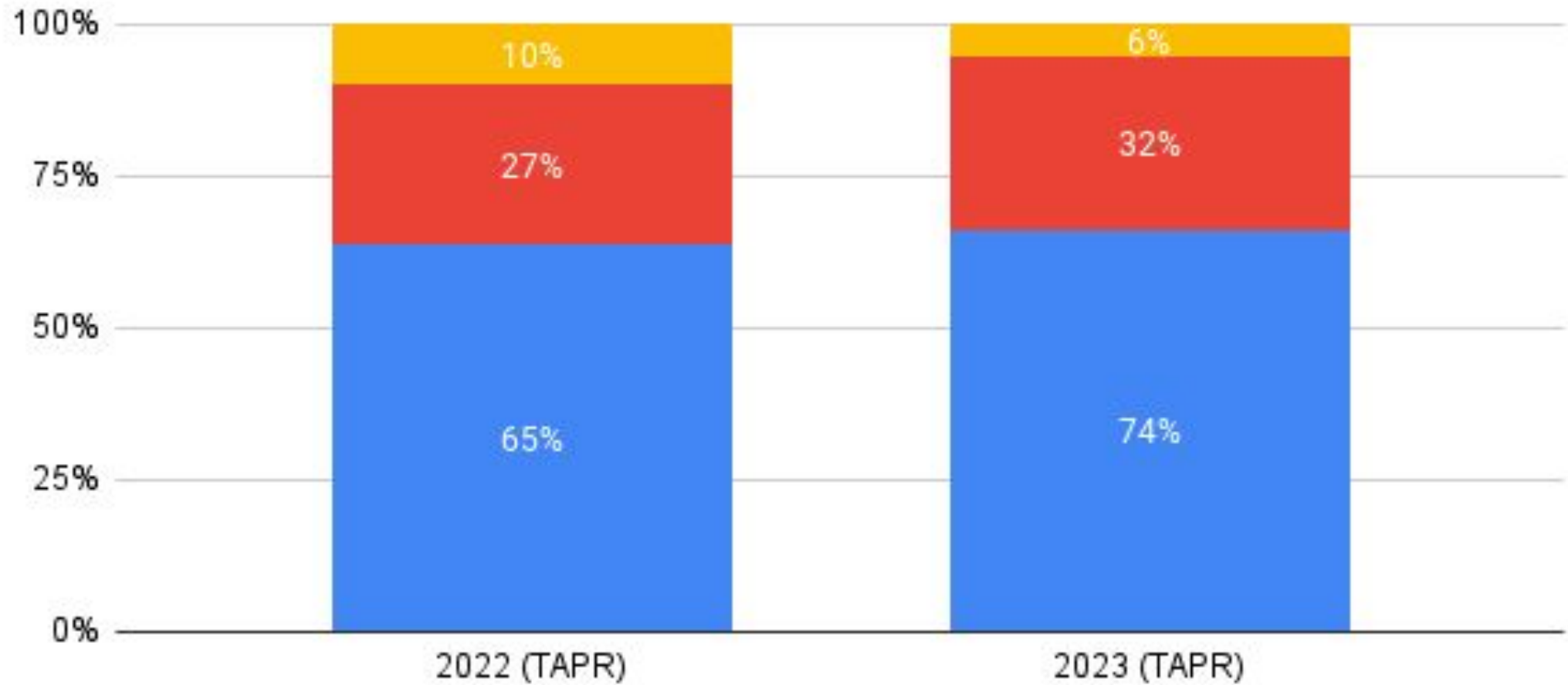
### 2023 STAAR / EOC All Grades / Mathematics

■ Masters GL
 ■ Meets GL
 ■ Approaches GL



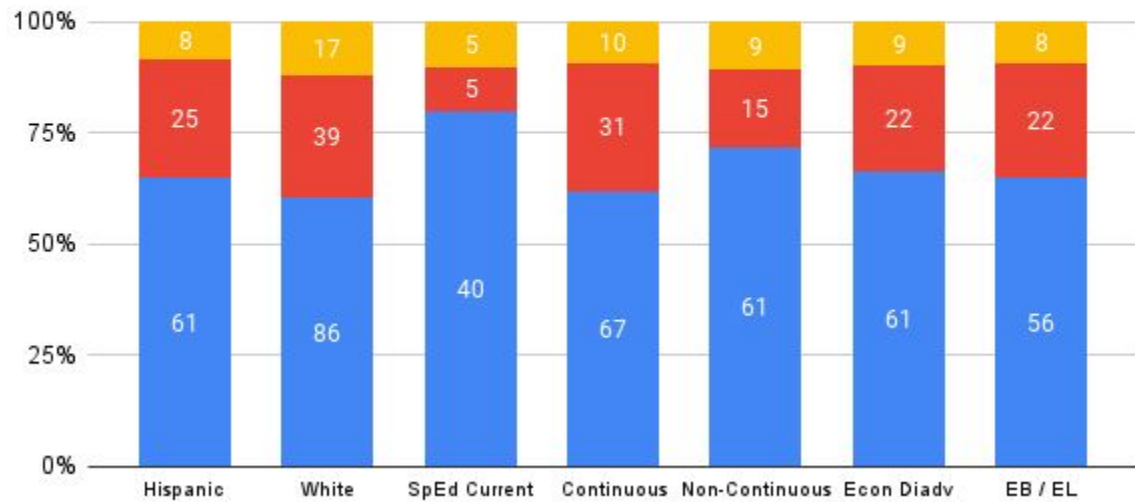
# STAAR / EOC Science / All Grade Levels

■ Masters GL   ■ Meets GL or Above   ■ Approaches GL or Above



### 2022 STAAR / EOC All Grades / Science

■ Masters GL
 ■ Meets GL
 ■ Approaches GL



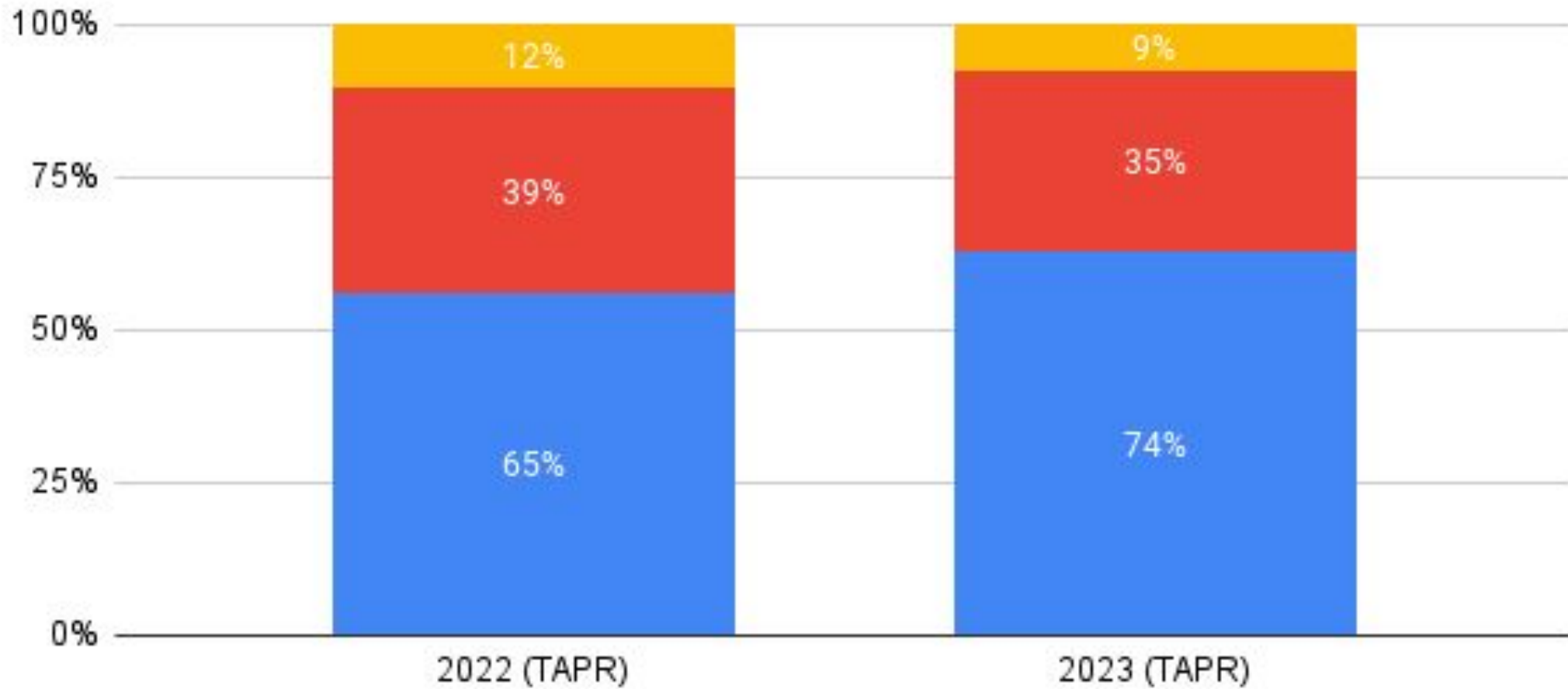
### 2023 STAAR / EOC All Grades / Science

■ Masters GL
 ■ Meets GL
 ■ Approaches GL



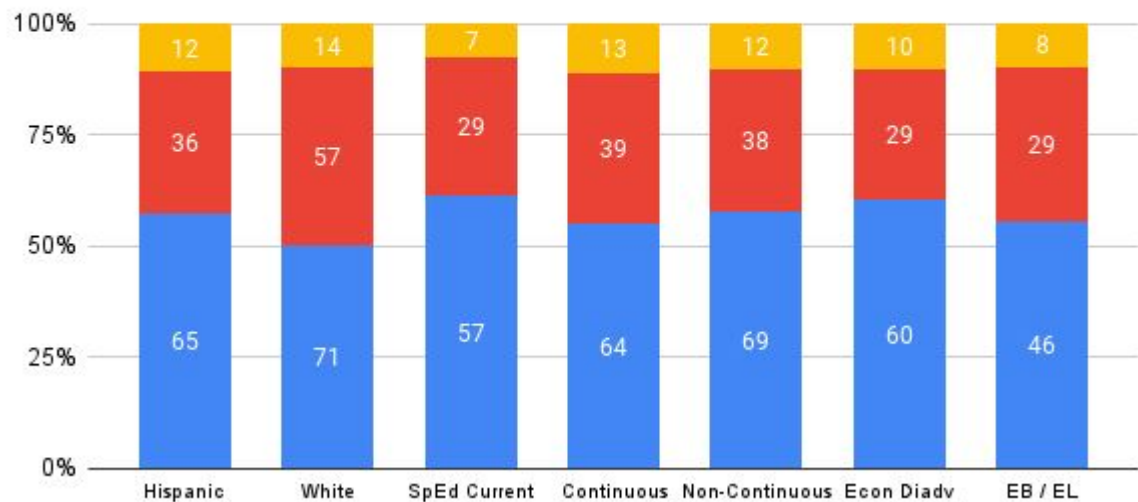
# STAAR / EOC Social Studies / All Grade Levels

■ Masters GL   ■ Meets GL or Above   ■ Approaches GL or Above



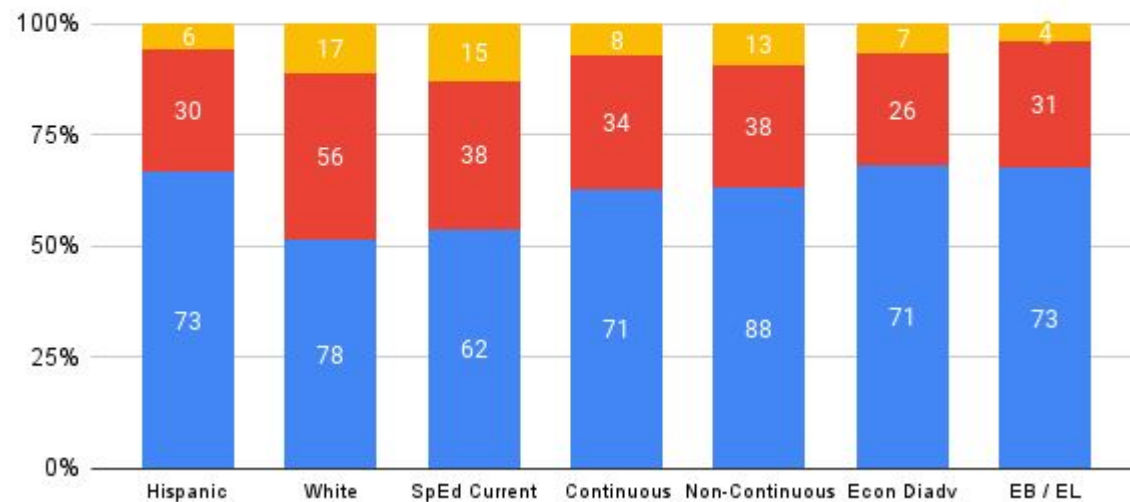
### 2022 STAAR / EOC All Grades / Social Studies

■ Masters GL
 ■ Meets GL
 ■ Approaches GL



### 2023 STAAR / EOC All Grades / Social Studies

■ Masters GL
 ■ Meets GL
 ■ Approaches GL



# Section 1:

## 2022-2023 Texas Academic Performance Report (TAPR)

---

☐ School Progress (Academic Growth) – *only reported for 2023 due to change in methodology used to calculate Academic Growth*

☐ **Annual Growth** by Grade and Subject (RLA and Math only)

Information can be found on page 12

☐ **Accelerated Learning** by Grade and Subject (RLA and Math only)

*(Accelerated Learners: Students who did not meet grade level on STAAR in 2022, received intervention/tutoring, and performed at Approaches or above in 2023)*

Information can be found on page 12



# Section 1:

## 2022-2023 Texas Academic Performance Report (TAPR)

---

### Bilingual Education (BE) / English as a Second Language (ESL)

Information is found on pages 13-14

### Data for BE/ESL program instructional models and groups:

- 1) Total BE
- 2) BE Trans Early Exit
- 3) BE Trans Late Exit
- 4) BE Dual Two-Way
- 5) BE Dual One-Way
- 6) Alternative Language Program (ALP) Bilingual (Exception)
- 7) ALP ESL (Waiver)

# Section 1:

## 2022-2023 Texas Academic Performance Report (TAPR) (Continued)

---

- STAAR Performance for 2022 & 2023– all grades, all subjects*
- Annual Growth– 2023 only, all grades, RLA and Math*
- Accelerated Learning– 2023 only, all grades, RLA and Math*
  - 1) Total ESL
  - 2) ESL Content-Based
  - 3) ESL Pull-Out
  - 4) EB/ESL with Parental Denial
  - 5) Never Emergent Bilingual (EB)/ English Learner (EL)
  - 6) Total EB/EL
  - 7) Monitored and Former EB/EL

# Section 1:

## 2022-2023 Texas Academic Performance Report (TAPR)

---

- STAAR Participation** – reported for 2023 and 2022 - Information is found on pages 15-17
  - Data reported
    - Assessment Participant
      - Included in Accountability
      - Not Included in Accountability: Mobile
      - Not Included in Accountability: Other
      - Exclusions
    - Not Tested
      - Absent
      - Other
  - Reported for All Tests, by Subject Area, and for Accelerated Testers
  - Olton ISD STAAR Participation Rate is 100%

# Section 1:

## 2022-2023 Texas Academic Performance Report (TAPR)

---

- Attendance, Graduation, and Dropout Rates** – reported for 2021-22 and 2020-21 (the most recent years for which data have been reported to TEA) - Information can be found on pages 18-20
  - Attendance Rate
  - Chronic Absenteeism
  - Annual Dropout Rate (Gr. 7-8 and Gr. 9-12)
  - 4-year Longitudinal Graduation Rate
  - 5-year Extended Longitudinal Graduation Rate
  - 6-year Extended Longitudinal Graduation Rate
  - 4-Year Federal Graduation Rate without Exclusions
  - Graduation Plan Rates (Longitudinal and Annual)
    - RHSP/DAP Graduates, FHSP-E Graduates, FHSP-DLA Graduates, RHSP/DAP/FHSP-E/FHSP-DLA Graduates
  
- Graduation Profile** – 2021-22 Graduates - Information can be found on page 21
  - Total Graduates
  - By Ethnicity
  - By Graduation Type
  - By Program/Student Attribute (SpEd, EcoDis, EB/EL, At-Risk, CTE Completers)

# Section 1:

## 2022-2023 Texas Academic Performance Report (TAPR)

---

- **College, Career and Military Readiness (CCMR)** – reported for 2021-22 and 2020-21 graduates - Information can be found on pages 22, 23
  - CCMR Graduates
  - College Ready Graduates – Indicators: TSI in RLA/Math, AP/IB, Associate Degree, Dual Credits, Onramps
  - Career/Military Ready Graduate– Indicators: Approved IBC, Level I or II Certificate, Graduate with completed IEP and Workforce Readiness, Graduates under Advanced Diploma Plan who are SpEd
  
- **CCMR-Related Indicators** – reported for 2021-22 and 2020-21 graduates - Information can be found on pages 24, 25
  - TSIA Results
  - Completed and Received Credit for College Prep Courses
  - AP/IB Results
  - SAT/ACT Results
  
- **Other Postsecondary Indicators** - Information can be found on page 26
  - Advanced Dual-Credit Course Completion – 2021-22 and 2020-21 school years
  - Graduates Enrolled in Texas Institutions of Higher Education (TX IHE) – 2020-21 and 2019-20 school years
  - Graduates in TX IHE Completing One Year Without Enrollment in a Developmental Education Course – 2020-21 and 2019-20 school years

# Section 1:

## 2022-2023 Texas Academic Performance Report (TAPR)

---

- **Student Information** - information can be found on pages 27-29
  - Student enrollment (by grade level, ethnicity, certain student identification indicators, and students with disabilities by primary eligibility category) and other student information (including graduation information, retention rates, class size information, mobility, and student attrition)
- **Staff Information** - information can be found on pages 30-32
  - Staff information (by classification, ethnicity and gender, highest degree held and years of experience, experience of campus leadership, staff salary, and teacher turnover rate information)
- **Program Information** - information can be found on page 32
  - Student Enrollment by Program
  - Teachers by Program (population served)

# Section 2: 2021-2022 PEIMS Financial Standard Report

---

- District– Revenues, Expenditures, Disbursements, Tax Rates, Fund Balance
- Campus– Expenditures by Object, Expenditures by Function, Program Expenditures by Program
- Direct links
  - 2021-22 Financial Actual Reports for Districts:  
[https://rptsvr1.tea.texas.gov/school.finance/forecasting/financial\\_reports/2122\\_FinActRep.html](https://rptsvr1.tea.texas.gov/school.finance/forecasting/financial_reports/2122_FinActRep.html)
  - 2021-22 Financial Actual Reports for Campuses:  
[https://rptsvr1.tea.texas.gov/school.finance/forecasting/financial\\_reports/2122\\_new\\_camp\\_actual.html](https://rptsvr1.tea.texas.gov/school.finance/forecasting/financial_reports/2122_new_camp_actual.html)

# Section 3: 2022-2023 District Accreditation Status

---

- TEA annually assigns one of four accreditation statuses to each district in the state:
  1. *Accredited*
  2. *Accredited-Warned*
  3. *Accredited-Probation*
  4. *Not Accredited-Revoked*
- In assigning an accreditation status to a district, TEA considers
  - Academic accountability ratings
  - Financial accountability ratings
  - Data integrity
  - Program-area deficiencies identified through RDA
- Link to TEA's Accreditation Status Website: <http://tea.texas.gov/accredstatus/>

**Accreditation Status for Olton ISD is: ACCREDITED**



# Section 4: Campus Performance Objectives / Progress

---

## [H.P. Webb Elementary](#)

- Performance Objective 1: H.P Webb students will grow 3% from 2023 BOY to 2024 EOY.
- Performance Objective 2: H.P. Webb Elementary subpopulations will improve by 3% Meets GL and 1% Masters GL from 2022-2023 STAAR.
- Performance Objective 3: H.P. Webb Elementary staff will establish meaningful relationships and professionally communicate with parents/guardians.
- Performance Objective 4: H.P. Webb Elementary students will achieve a yearly attendance rate of 95%.

# Section 4: Campus Performance Objectives / Progress

---

## [Olton Junior High](#)

- Performance Objective 1: Olton Jr. High will improve by 4% at the Meets Grade Level and by 2% at the Masters Grade Level standards compared to the 2022-2023 STAAR Exams.
- Performance Objective 2: Olton Jr. High will improve Special Education and EB students in STAAR Math and Reading at the Meets Grade Level by 4% and Masters Level by 2% from the 2022-2023 STAAR Results.
- Performance Objective 3: Olton Jr. High will make use of research based practices, legal and safety updates, and Stakeholder feedback to develop and/or maintain effective school wide systems.
- Performance Objective 4: Olton Jr. High will provide in-person academic meetings, academic related school messenger callouts/emails/sms, newsletters and information posted on websites and social media.
- Performance Objective 5: Olton Jr. High students will achieve a yearly attendance rate of 95%.

# Section 4: Campus Performance Objectives / Progress

---

## [Olton High School](#)

- Performance Objective 1: Olton High School will improve at the Meets and Masters Grade Levels standard compared to the 2022-2023 EOC
- Performance Objective 2: OHS will provide students who are seeking post high school education, military service, and/or industry certifications with multiple learning, testing, and social/emotional support opportunities.
- Performance Objective 3: Students will be informed of and encouraged to enroll in CTE classes. Each year during registration meetings, students will be informed of all CTE classes and certifications that are offered earning that CTE credit.
- Performance Objective 4: Systems/Safety-Make use of research based practices, legal and safety updates, and Stakeholder feedback to develop and/or maintain effective school wide systems.
- Performance Objective 5: OHS will provide in-person academic meetings, academic related school messenger callouts/emails/sms, newsletters and information posted on website and social media.
- Performance Objective 6: Address all system safeguards

# Section 5: Report on Violent or Criminal Incidents on Campuses

---

- The **District's Annual Report** includes:
  - A statement of the **number, rate and type of violent or criminal incidents** that occurred on each district campus (to the extent permitted by FERPA)
  - **Descriptions of school violence prevention and violence intervention** policies and procedures that the district is using to protect students
  - Findings (if any) that result from Safe and Drug-Free Schools and Communities Act

Link to Annual District Discipline Reports:

[https://rptsvr1.tea.texas.gov/adhocrpt/Disciplinary\\_Data\\_Products/Download\\_District\\_Summaries.html](https://rptsvr1.tea.texas.gov/adhocrpt/Disciplinary_Data_Products/Download_District_Summaries.html)

- Additional Resources

[Code of Conduct and Student Handbook](#)

[Olton ISD Board Policy Online](#)

# Section 6: Student Performance in Postsecondary Institutions

---

- Student performance during the 1<sup>st</sup> year of enrollment after high school graduation
- Compiled by the Texas Higher Education Coordinating Board
- Most current report is for 2019-2020 High School Graduates
- Student performance is measured by the GPA earned by 2019-2020 high school graduates who attended a public 2-year or 4-year institution of higher education in 2021
- GPA and credit hours earned by the student in Fall 2020, Spring 2021, and Summer 2021 are added together and averaged to determine the GPA
- Link to Report:  
<http://www.txhighereddata.org/index.cfm?objectid=5BFD5120-D971-11E8-BB650050560100A9>

# Section 7: Progress Toward Meeting Board-Adopted HB 3 Goals

---

- Progress toward meeting Board-Adopted HB3 Goals are discussed at [meetings of the Olton ISD Board of Trustees](#).
- The current adopted monitoring calendar (found on the school board meeting agenda) includes dates that HB3 goals will be discussed.

# Section 8: TAPR Glossary

---

## 2022–23 Texas Academic Performance Report (TAPR) Glossary

### Cover Page

Currently, the TAPR does not include scale scores, A–F ratings, Distinction Designations, or Special Education Determination Status. The initial release does not include the Campus or District 2023 Accountability Reports. The issuance of the A–F ratings under 2023 rule is pending and subject to change.

**2023 Armed Services Vocational Aptitude Battery (ASVAB) Test (Career Exploration)** (*districts serving grades 10–12*): Senate Bill 1843 requires that each school year, each school district and open-enrollment charter school provide students in grades 10–12 the opportunity to take the ASVAB and consult with a military recruiter.

**STAAR:** A comprehensive testing program for public school students in grades 3–8 or high school courses with end-of-course (EOC) assessments. The STAAR program is designed to measure to what extent a student has learned, understood, and is able to apply the concepts and skills expected at each grade level or after completing each course for which an EOC assessment exists. Each STAAR assessment is linked directly to the Texas Essential Knowledge and Skills (TEKS). The TEKS are the state-mandated content standards that describe what a student should know and be able to do upon completion of a course. For more information on the TEKS, see the *Texas Essential Knowledge and Skills* website at <http://tea.texas.gov/curriculum/teks/>.

### Other Important Information:

**STAAR (with and without accommodations) and STAAR Alternate 2.** The TAPR and the Texas

<https://rptsvr1.tea.texas.gov/perfreport/tapr/2023/glossary.pdf>

# For More Information, Please Contact:

---

Kevin McCasland  
Superintendent  
806-285-2641  
[kmccasland@oltonisd.org](mailto:kmccasland@oltonisd.org)

Terri Sandoval  
Director of Special and Federal Programs  
806-285-2641  
[tsandoval@oltonisd.org](mailto:tsandoval@oltonisd.org)